










Blended Pulse™ DualFan Nozzles for PWM Systems - 15" Spacing PWM Tabulation Chart

Blended Pulse™ DualFan (BPDF) nozzles use the same asymmetric DualFan spray pattern as the proven TurboDrop Asymmetric DualFan (TADF) nozzle, bringing the best combination of drift control and coverage to PWM applications without the use of air-injection. The BPDF is truly a multi-purpose nozzle, producing a Very Coarse to Coarse droplet spectrum at lower pressure for drift control in burndown applications, and Coarse to Medium Droplets at higher pressure, perfect for coverage critical applications like contact herbicides, fungicides, insecticides and more. The DualFan spray pattern relieves coverage concerns associated with PWM nozzles pulsing on and off. As with the popular TADF nozzle, farmers can maximize coverage by alternating BPDF nozzles on the boom to provide four angles of spray into the canopy, effectively spraying the target four times in one pass.

110° flat fan Blended Pulse™ (BP) Nozzle can be used stand alone for lower rates, where a Very Coarse to Medium spray quality is desired, with glyphosate, for example. It can also be used in combination with a BPDF in PWM systems with two solenoids per nozzle body, to expand the optimal operating range. For example, when pairing a BPDF06 with a BP03, the 03 can operate at lower speeds and application rates, the 06 can be used when speeds/rates pick up, and finally both can be combined to reach an 09 size for the highest speeds and application rates.

Pressure Range: 20-80 psi Recommended Boom Height: 15-25"

Nozzle	Gauge (PSI)	Nozzle (PSI)	BPDF	BP	7.5 GPA				10 GPA				12.5 GPA				15 GPA				20 GPA				25 GPA						
					Min	-	Max	100%	Min	-	Max	100%	Min	-	Max	100%	Min	-	Max	100%	Min	-	Max	100%	Min	-	Max	100%			
					25%	50%	75%	100%	25%	50%	75%	100%	25%	50%	75%	100%	25%	50%	75%	100%	25%	50%	75%	100%	25%	50%	75%	100%			
 BPDF03	20	20	C	VC	3	6	8	11	2	4	6	8	2	3	5	7	1	3	4	6	1	2	3	4	1	2	2	3			
					30	M	VC	3	7	10	14	3	5	8	10	2	4	6	8	2	3	5	7	1	3	4	5	1	2	3	4
					40	M	C	4	8	12	16	3	6	9	12	2	5	7	9	2	4	6	8	1	3	4	6	1	2	4	5
					50	F	C	4	9	13	17	3	7	10	13	3	5	8	10	2	4	7	9	2	3	5	7	1	3	4	5
					60	F	M	5	10	14	19	4	7	11	14	3	6	9	11	2	5	7	10	2	4	5	7	1	3	4	6
70	F	M	5	10	15	21	4	8	12	15	3	6	9	12	3	5	8	10	2	4	6	8	2	3	5	6					
 BPDF04	20	19	C	VC	4	7	11	15	3	5	8	11	2	4	7	9	2	4	5	7	1	3	4	5	1	2	3	4			
					30	C	VC	4	9	13	18	3	7	10	13	3	5	8	11	2	4	7	9	2	3	5	7	1	3	4	5
					40	M	C	5	10	15	21	4	8	12	15	3	6	9	12	3	5	8	10	2	4	6	8	2	3	5	6
					50	M	C	6	11	17	23	4	9	13	17	3	7	10	14	3	6	9	11	2	4	6	9	2	3	5	7
					60	F	M	6	13	19	25	5	9	14	19	4	8	11	15	3	6	9	13	2	5	7	9	2	4	6	8
70	F	M	7	14	20	27	5	10	15	20	4	8	12	16	3	7	10	14	3	5	8	10	2	4	6	8					
 BPDF05	20	19	VC	XC	4	9	13	18	3	7	10	13	3	5	8	11	2	4	7	9	2	3	5	7	1	3	4	5			
					30	M	C	5	11	16	22	4	8	12	16	3	7	10	13	3	5	8	11	2	4	6	8	2	3	5	7
					40	M	C	6	13	19	25	5	9	14	19	4	8	11	15	3	6	9	13	2	5	7	9	2	4	6	8
					50	M	C	7	14	21	28	5	11	16	21	4	8	13	17	4	7	11	14	3	5	8	11	2	4	6	8
					60	M	C	8	15	23	31	6	12	17	23	5	9	14	19	4	8	12	15	3	6	9	12	2	5	7	9
70	F	M	8	17	25	33	6	13	19	25	5	10	15	20	4	8	13	17	3	6	9	13	3	5	8	10					
 BPDF06	20	19	XC	XC	5	11	16	21	4	8	12	16	3	6	9	13	3	5	8	11	2	4	6	8	2	3	5	6			
					30	VC	VC	6	13	19	26	5	10	15	19	4	8	12	15	3	6	10	13	2	5	7	10	2	4	6	8
					40	C	VC	7	15	22	30	6	11	17	22	4	9	13	18	4	7	11	15	3	6	8	11	2	4	7	9
					50	C	C	8	17	25	33	6	13	19	25	5	10	15	20	4	8	13	17	3	6	9	13	3	5	8	10
					60	M	C	9	18	27	37	7	14	21	27	5	11	16	22	5	9	14	18	3	7	10	14	3	5	8	11
70	M	M	10	20	30	39	7	15	22	30	6	12	18	24	5	10	15	20	4	7	11	15	3	6	9	12					
 BPDF07	20	18	XC		6	12	18	24	5	9	14	18	4	7	11	14	3	6	9	12	2	5	7	9	2	4	5	7			
					30	VC		7	15	22	30	6	11	17	22	4	9	13	18	4	7	11	15	3	6	8	11	2	4	7	9
					40	C		9	17	26	34	6	13	19	26	5	10	15	20	4	9	13	17	3	6	10	13	3	5	8	10
					50	C		10	19	29	38	7	14	21	29	6	11	17	23	5	10	14	19	4	7	11	14	3	6	9	11
					60	C		10	21	31	42	8	16	23	31	6	13	19	25	5	10	16	21	4	8	12	16	3	6	9	13
70	M		11	23	34	45	8	17	25	34	7	14	20	27	6	11	17	23	4	8	13	17	3	7	10	14					
 BPDF08	20	18	XC		7	13	20	27	5	10	15	20	4	8	12	16	3	7	10	13	3	5	8	10	2	4	6	8			
					30	VC		8	16	25	33	6	12	19	25	5	10	15	20	4	8	12	16	3	6	9	12	2	5	7	10
					40	C		10	19	29	38	7	14	21	29	6	11	17	23	5	10	14	19	4	7	11	14	3	6	9	11
					50	C		11	21	32	43	8	16	24	32	6	13	19	26	5	11	16	21	4	8	12	16	3	6	10	13
					60	C		12	23	35	47	9	17	26	35	7	14	21	28	6	12	17	23	4	9	13	17	3	7	10	14
70	M		13	25	38	50	9	19	28	38	8	15	23	30	6	13	19	25	5	9	14	19	4	8	11	15					
 BPDF09	20	18	XC		7	15	22	29	6	11	17	22	4	9	13	18	4	7	11	15	3	6	8	11	1	3	4	6			
					30	VC		9	18	27	36	7	14	20	27	5	11	16	22	5	9	14	18	3	7	10	14	2	3	5	7
					40	VC		10	21	31	42	8	16	23	31	6	13	19	25	5	10	16	21	4	8	12	16	2	4	6	8
					50	C		12	23	35	47	9	17	26	35	7	14	21	28	6	12	17	23	4	9	13	17	2	4	7	9
					60	C		13	26	38	51	10	19	29	38	8	15	23	31	6	13	19	26	5	10	14	19	2	5	7	10
70	M		14	28	41	55	10	21	31	41	8	17	25	33	7	14	21	28	5	10	16	21	3	5	8	10					
 BPDF10	20	17	XC		8	16	24	32	6	12	18	24	5	10	14	19	4	8	12	16	3	6	9	12	1	3	4	6			
					30	VC		10	19	29	39	7	15	22	29	6	12	18	23	5	10	15	19	4	7	11	15	2	4	5	7
					40	VC		11	23	34	45	8	17	25	34	7	14	20	27	6	11	17	23	4	8	13	17	2	4	6	8
					50	C		13	25	38	50	9	19	28	38	8	15	23	30	6	13	19	25	5	9	14	19	2	5	7	9
					60	C		14	28	41	55	10	21	31	41	8	17	25	33	7	14	21	28	5	10	16	21	3	5	8	10
70	C		15	30	45	60	11	22	33	45	9	18	27	36	7	15	22	30	6	11	17	22	3	6	8	11					
 BPDF12	20	16	XC		9	18	27	36	7	13	20	27	5	11	16	22	4	9	13	18	3	7	10	13	2	3	5	7			
					30	XC		11	22	33	44	8	16	25	33	7	13	20	26	5	11	16	22	4	8	12	16	2	4	6	8
					40	VC		13	25	38	51	10	19	29	38	8	15	23	30	6	13	19	25	5	10	14	19	2	5	7	10
					50	C		14	28	43	57	11	21	32	43	9	17	26	34	7	14	21	28	5	11	16	21	3	5	8	11
					60	C		16	31	47	62	12	23	35	47	9	19	28	37	8	16	23	31	6	12	17	23	3	6	9	12
70	C		17	34	50	67	13	25	38	50	10	20	30	40	8	17	25	34	6	13	19	25	3	6	9	13					

Note: BP also available in 015 and 02 sizes not shown on chart.

PWM charts are very different from traditional flow rate tabulation charts. These charts show a speed range for operating a specific size nozzle at a given pressure. The process to select a nozzle is to start with the application rate needed, move down the 75% duty cycle column, and find a few options for your ideal speed. Look left to see the droplet spectrum ranges offered by the nozzles. Select optimal droplet spectrums for your applications.

Note: Nozzle pressure is different than the boom pressure in PWM systems. There is a pressure drop across the solenoid, and this needs to be considered when selecting a nozzle based on the droplet spectrum. The droplet data on the charts provided here reflect the adjusted droplet spectrum, based on actual nozzle pressure, and not boom pressure. Larger nozzle sizes cause a greater pressure drop, and will require higher boom pressure to compensate.