

SprayMax Asymmetric DualFan Nozzles - 15 Inch Spacing

The SprayMax DualFan Nozzle is a non-air injected nozzle that employs conventional flat fan tips in an asymmetric dual cap. The dual tips are oriented 10° forward and 50° rearward to provide a combination of penetration and backside coverage in complex canopies. To maximize coverage, the nozzles may be alternated on the boom to provide four angles of spray orientation into the canopy, effectively spraying the target four times in one pass. The Medium to Fine droplet spectrum coupled with the asymmetric DualFan spray pattern of the SprayMax DualFan makes it an exceptional nozzle for fungicide, insecticide, and other contact critical broadcast applications.

Pressure Range: 20-80 psi **Recommended Boom Height:** 15-25" (with 20" nozzle spacing)

Materials of Construction: Polyacetal, EPDM **Mesh:** 100M for 025 - 04, 50M for 05 - 10, 24M for 12 and larger

SprayMax DualFan



- DF02
- DF025
- DF03
- DF035
- DF04
- DF045
- DF05
- DF055
- DF06
- DF065
- DF07
- DF075
- DF08
- DF09
- DF10
- DF12
- DF14
- DF16
- DF18
- DF20
- DF25
- DF30

	Droplet	Drift %	PSI	GPM	GALLONS PER ACRE BASED ON 15" NOZZLE SPACING																							
					4		5		6		7		8		9		10		12		14		16		18		20	
					MPH	MPH	MPH	MPH	MPH	MPH	MPH	MPH	MPH	MPH	MPH	MPH	MPH	MPH	MPH	MPH	MPH	MPH	MPH	MPH	MPH	MPH	MPH	
	F	23.0	20	0.14	14.0	11.2	9.3	8.0	7.0	6.2	5.6	4.7	4.0	3.5	3.1	2.8												
	F	31.5	30	0.17	17.1	13.7	11.4	9.8	8.6	7.6	6.9	5.7	4.9	4.3	3.8	3.4												
	VF	40.0	40	0.20	19.8	15.8	13.2	11.3	9.9	8.8	7.9	6.6	5.7	5.0	4.4	4.0												
	VF	46.8	50	0.22	22.1	17.7	14.8	12.6	11.1	9.8	8.9	7.4	6.3	5.5	4.9	4.4												
	F	17.6	20	0.18	17.5	14.0	11.7	10.0	8.8	7.8	7.0	5.8	5.0	4.4	3.9	3.5												
	F	26.0	30	0.22	21.4	17.1	14.3	12.2	10.7	9.5	8.6	7.1	6.1	5.4	4.8	4.3												
	F	33.9	40	0.25	24.8	19.8	16.5	14.1	12.4	11.0	9.9	8.3	7.1	6.2	5.5	5.0												
	F	40.5	50	0.28	27.7	22.1	18.4	15.8	13.8	12.3	11.1	9.2	7.9	6.9	6.1	5.5												
	F	16.5	20	0.21	21.0	16.8	14.0	12.0	10.5	9.3	8.4	7.0	6.0	5.3	4.7	4.2												
	F	25.2	30	0.26	25.7	20.6	17.1	14.7	12.9	11.4	10.3	8.6	7.3	6.4	5.7	5.1												
	F	32.4	40	0.30	29.7	23.8	19.8	17.0	14.9	13.2	11.9	9.9	8.5	7.4	6.6	5.9												
	F	38.5	50	0.34	33.2	26.6	22.1	19.0	16.6	14.8	13.3	11.1	9.5	8.3	7.4	6.6												
	F	43.9	60	0.37	36.4	29.1	24.2	20.8	18.2	16.2	14.5	12.1	10.4	9.1	8.1	7.3												
	M	12.8	20	0.25	24.5	19.6	16.3	14.0	12.3	10.9	9.8	8.2	7.0	6.1	5.4	4.9												
	F	20.4	30	0.30	30.0	24.0	20.0	17.1	15.0	13.3	12.0	10.0	8.6	7.5	6.7	6.0												
	F	26.5	40	0.35	34.7	27.7	23.1	19.8	17.3	15.4	13.9	11.6	9.9	8.7	7.7	6.9												
	F	31.6	50	0.39	38.7	31.0	25.8	22.1	19.4	17.2	15.5	12.9	11.1	9.7	8.6	7.7												
	F	36.1	60	0.43	42.4	33.9	28.3	24.2	21.2	18.9	17.0	14.1	12.1	10.6	9.4	8.5												
	M	10.0	20	0.28	28.0	22.4	18.7	16.0	14.0	12.4	11.2	9.3	8.0	7.0	6.2	5.6												
	M	15.5	30	0.35	34.3	27.4	22.9	19.6	17.1	15.2	13.7	11.4	9.8	8.6	7.6	6.9												
	F	20.2	40	0.40	39.6	31.7	26.4	22.6	19.8	17.6	15.8	13.2	11.3	9.9	8.8	7.9												
	F	24.2	50	0.45	44.3	35.4	29.5	25.3	22.1	19.7	17.7	14.8	12.6	11.1	9.8	8.9												
	F	27.9	60	0.49	48.5	38.8	32.3	27.7	24.2	21.6	19.4	16.2	13.9	12.1	10.8	9.7												
	M	9.5	20	0.32	31.5	25.2	21.0	18.0	15.8	14.0	12.6	10.5	9.0	7.9	7.0	6.3												
	M	15.5	30	0.39	38.6	30.9	25.7	22.0	19.3	17.1	15.4	12.9	11.0	9.6	8.6	7.7												
	F	20.2	40	0.45	44.6	35.6	29.7	25.5	22.3	19.8	17.8	14.9	12.7	11.1	9.9	8.9												
	F	24.1	50	0.50	49.8	39.8	33.2	28.5	24.9	22.1	19.9	16.6	14.2	12.5	11.1	10.0												
	F	27.7	60	0.55	54.6	43.6	36.4	31.2	27.3	24.2	21.8	18.2	15.6	13.6	12.1	10.9												
	M	8.7	20	0.35	35.0	28.0	23.3	20.0	17.5	15.6	14.0	11.7	10.0	8.8	7.8	7.0												
	M	14.9	30	0.43	42.9	34.3	28.6	24.5	21.4	19.1	17.1	14.3	12.2	10.7	9.5	8.6												
	F	19.6	40	0.50	49.5	39.6	33.0	28.3	24.8	22.0	19.8	16.5	14.1	12.4	11.0	9.9												
	F	23.7	50	0.56	55.3	44.3	36.9	31.6	27.7	24.6	22.1	18.4	15.8	13.8	12.3	11.1												
	F	27.6	60	0.61	60.6	48.5	40.4	34.6	30.3	26.9	24.2	20.2	17.3	15.2	13.5	12.1												
	M	8.4	20	0.39	38.5	30.8	25.7	22.0	19.3	17.1	15.4	12.8	11.0	9.6	8.6	7.7												
	M	14.0	30	0.48	47.2	37.7	31.4	26.9	23.6	21.0	18.9	15.7	13.5	11.8	10.5	9.4												
	F	18.6	40	0.55	54.5	43.6	36.3	31.1	27.2	24.2	21.8	18.2	15.6	13.6	12.1	10.9												
	F	22.4	50	0.61	60.9	48.7	40.6	34.8	30.4	27.1	24.4	20.3	17.4	15.2	13.5	12.2												
	F	25.9	60	0.67	66.7	53.3	44.5	38.1	33.3	29.6	26.7	22.2	19.1	16.7	14.8	13.3												
	M	6.5	20	0.42	42.0	33.6	28.0	24.0	21.0	18.7	16.8	14.0	12.0	10.5	9.3	8.4												
	M	11.3	30	0.52	51.4	41.2	34.3	29.4	25.7	22.9	20.6	17.1	14.7	12.9	11.4	10.3												
	M	14.9	40	0.60	59.4	47.5	39.6	33.9	29.7	26.4	23.8	19.8	17.0	14.9	13.2	11.9												
	M	18.2	50	0.67	66.4	53.1	44.3	37.9	33.2	29.5	26.6	22.1	19.0	16.6	14.8	13.3												
	F	21.2	60	0.73	72.7	58.2	48.5	41.6	36.4	32.3	29.1	24.2	20.8	18.2	16.2	14.5												
	M	6.4	20	0.46	45.5	36.4	30.3	26.0	22.8	20.2	18.2	15.2	13.0	11.4	10.1	9.1												
	M	10.8	30	0.56	55.7	44.6	37.2	31.8	27.9	24.8	22.3	18.6	15.9	13.9	12.4	11.1												
	M	14.4	40	0.65	64.4	51.5	42.9	36.8	32.2	28.6	25.7	21.5	18.4	16.1	14.3	12.9												
	M	17.5	50	0.73	71.9	57.6	48.0	41.1	36.0	32.0	28.8	24.0	20.6	18.0	16.0	14.4												
	F	20.4	60	0.80	78.8	63.0	52.5	45.0	39.4	35.0	31.5	26.3	22.5	19.7	17.5	15.8												
	M	5.7	20	0.49	49.0	39.2	32.7	28.0	24.5	21.8	19.6	16.3	14.0	12.3	10.9	9.8												
	M	9.6	30	0.61	60.0	48.0	40.0	34.3	30.0	26.7	24.0	20.0	17.1	15.0	13.3	12.0												
	M	12.7	40	0.70	69.3	55.4	46.2	39.6	34.7	30.8	27.7	23.1	19.8	17.3	15.4	13.9												
	M	15.5	50	0.78	77.5	62.0	51.7	44.3	38.7	34.4	31.0	25.8	22.1	19.4	17.2	15.5												
	M	18.2	60	0.86	84.9	67.9	56.6	48.5	42.4	37.7	33.9	28.3	24.2	21.2	18.9	17.0												
	M	7.7	20	0.53	52.5	42.0	35.0	30.0	26.3	23.3	21.0	17.5	15.0	13.1	11.7	10.5												

SprayMax Asymmetric DualFan Nozzles - 15 Inch Spacing (page 2)

The SprayMax DualFan Nozzle is a non-air injected nozzle that employs conventional flat fan tips in an asymmetric dual cap. The dual tips are oriented 10° forward and 50° rearward to provide a combination of penetration and backside coverage in complex canopies. To maximize coverage, the nozzles may be alternated on the boom to provide four angles of spray orientation into the canopy, effectively spraying the target four times in one pass. The Medium to Fine droplet spectrum coupled with the asymmetric DualFan spray pattern of the SprayMax DualFan makes it an exceptional nozzle for fungicide, insecticide, and other contact critical broadcast applications.








Pressure Range: 20-80 psi **Recommended Boom Height:** 15-25" (with 20" nozzle spacing)

Materials of Construction: Polyacetal, EPDM **Mesh:** 100M for 025 - 04, 50M for 05 - 10, 24M for 12 and larger

SprayMax DualFan



- DF02
- DF025
- DF03
- DF035
- DF04
- DF045
- DF05
- DF055
- DF06
- DF065
- DF07
- DF075
- DF08
- DF09
- DF10
- DF12
- DF14
- DF16
- DF18
- DF20
- DF25
- DF30

	Droplet	Drift %	PSI	GPM	GALLONS PER ACRE BASED ON 15" NOZZLE SPACING													
							4	5	6	7	8	9	10	12	14	16	18	20
					MPH	MPH	MPH	MPH	MPH	MPH	MPH	MPH	MPH	MPH	MPH	MPH	MPH	MPH
	DF12	C	4.7	20	0.85	84.0	67.2	56.0	48.0	42.0	37.3	33.6	28.0	24.0	21.0	18.7	16.8	
		M	8.0	30	1.04	102.9	82.3	68.6	58.8	51.4	45.7	41.2	34.3	29.4	25.7	22.9	20.6	
		M	10.9	40	1.20	118.8	95.0	79.2	67.9	59.4	52.8	47.5	39.6	33.9	29.7	26.4	23.8	
		M	13.4	50	1.34	132.8	106.3	88.5	75.9	66.4	59.0	53.1	44.3	37.9	33.2	29.5	26.6	
	DF14	C	4.1	20	0.99	98.0	78.4	65.3	56.0	49.0	43.6	39.2	32.7	28.0	24.5	21.8	19.6	
		M	7.0	30	1.21	120.0	96.0	80.0	68.6	60.0	53.3	48.0	40.0	34.3	30.0	26.7	24.0	
		M	9.5	40	1.40	138.6	110.9	92.4	79.2	69.3	61.6	55.4	46.2	39.6	34.7	30.8	27.7	
		M	11.7	50	1.57	155.0	124.0	103.3	88.5	77.5	68.9	62.0	51.7	44.3	38.7	34.4	31.0	
	DF16	C	3.6	20	1.13	112.0	89.6	74.7	64.0	56.0	49.8	44.8	37.3	32.0	28.0	24.9	22.4	
		M	6.4	30	1.39	137.2	109.7	91.5	78.4	68.6	61.0	54.9	45.7	39.2	34.3	30.5	27.4	
		M	8.6	40	1.60	158.4	126.7	105.6	90.5	79.2	70.4	63.4	52.8	45.3	39.6	35.2	31.7	
		M	10.5	50	1.79	177.1	141.7	118.1	101.2	88.5	78.7	70.8	59.0	50.6	44.3	39.4	35.4	
	DF18	VC	3.1	20	1.27	126.0	100.8	84.0	72.0	63.0	56.0	50.4	42.0	36.0	31.5	28.0	25.2	
		C	5.7	30	1.56	154.3	123.5	102.9	88.2	77.2	68.6	61.7	51.4	44.1	38.6	34.3	30.9	
		M	7.6	40	1.80	178.2	142.6	118.8	101.8	89.1	79.2	71.3	59.4	50.9	44.6	39.6	35.6	
		M	9.2	50	2.01	199.2	159.4	132.8	113.8	99.6	88.5	79.7	66.4	56.9	49.8	44.3	39.8	
	DF20	VC	2.8	20	1.41	140.0	112.0	93.3	80.0	70.0	62.2	56.0	46.7	40.0	35.0	31.1	28.0	
		C	5.2	30	1.73	171.5	137.2	114.3	98.0	85.7	76.2	68.6	57.2	49.0	42.9	38.1	34.3	
		M	6.8	40	2.00	198.0	158.4	132.0	113.1	99.0	88.0	79.2	66.0	56.6	49.5	44.0	39.6	
		M	8.2	50	2.24	221.4	177.1	147.6	126.5	110.7	98.4	88.5	73.8	63.2	55.3	49.2	44.3	
	DF25	VC	2.2	20	1.77	175.0	140.0	116.7	100.0	87.5	77.8	70.0	58.3	50.0	43.8	38.9	35.0	
		C	4.2	30	2.17	214.3	171.5	142.9	122.5	107.2	95.3	85.7	71.4	61.2	53.6	47.6	42.9	
		C	5.5	40	2.50	247.5	198.0	165.0	141.4	123.8	110.0	99.0	82.5	70.7	61.9	55.0	49.5	
		M	6.7	50	2.80	276.7	221.4	184.5	158.1	138.4	123.0	110.7	92.2	79.1	69.2	61.5	55.3	
	DF30	VC	1.9	20	2.12	210.0	168.0	140.0	120.0	105.0	93.3	84.0	70.0	60.0	52.5	46.7	42.0	
		C	3.6	30	2.60	257.2	205.8	171.5	147.0	128.6	114.3	102.9	85.7	73.5	64.3	57.2	51.4	
		C	4.7	40	3.00	297.0	237.6	198.0	169.7	148.5	132.0	118.8	99.0	84.9	74.3	66.0	59.4	
		C	5.7	50	3.35	332.1	265.6	221.4	189.7	166.0	147.6	132.8	110.7	94.9	83.0	73.8	66.4	
	M	6.7	60	3.67	363.7	291.0	242.5	207.9	181.9	161.7	145.5	121.2	103.9	90.9	80.8	72.7		

Droplet data based off of ASABE S572.3 testing and Drift % is percent of <141um driftable fines.